


PPN 006 Carbon Reduction Plan

Amentum Energy, Safety & Risk Consultants (U.K.) Limited

Document no: EEI-ENV-CRP-003

Revision: 2

08 May 2026





PPN 006 Carbon Reduction Plan

Document no: EEI-ENV-CRP-003
Revision: 2
Date: 8/05/2026
Prepared by: Harris Ritchie
Filename: PPN-006-Carbon-Reduction-Plan-Amentum Energy, Safety & Risk Consultants (U.K.)

Document history and status:

Revision	Date	Description	Author	Checked	Reviewed	Approved
2	08/05/2026	Original Issue	H Ritchie	E McGrath	J Prentice	E McGrath

Abbreviations and Definitions:

Abbreviation	Definition
Amentum	Amentum Holdings, Inc
ACEL	Amentum Clean Energy Limited
AEAS	Amentum Enterprise Asset Solutions Limited
ESRC	Amentum Energy Safety & Risk Consultants (U.K) Limited
AUK	Amentum (U.K) Limited
Amentum U.K.	All U.K. legal entities

Amentum Energy, Safety & Risk Consultants (U.K.) Limited

305 Bridgewater Place,
 Birchwood Park,
 Warrington,
 WA3 6XF,
 United Kingdom

T + 44 (0)141 243 8000

F + 44 (0)141 226 3109

amentum.com

Carbon Reduction Plan

Supplier name: Amentum Energy, Safety & Risk Consultants (U.K.) Limited

Publication date: June 2026

This Carbon Reduction Plan for Amentum Energy, Safety & Risk Consultants (U.K.) Limited is published to meet the requirements of the United Kingdom (U.K.) Cabinet Office Procurement Policy Note – Taking Account of Carbon Reduction Plans in the Procurement of Major Government Contracts Action Note PPN 006.

Amentum Energy, Safety & Risk Consultants (U.K.) Limited (ESRC) is covered by the climate action commitments of our ultimate parent company Amentum Holdings, Inc. (Amentum). ESRC emissions reported throughout this Carbon Reduction Plan are derived from Amentum’s total U.K. FY24 emissions, pro-rated based on the percentage increase in the total U.K. headcount between FY24 and FY25. The percentage increase in headcount for Amentum (U.K.) between FY24 and FY25 was 66%. Emissions were then apportioned to ESRC based on the percentage of its total U.K. headcount.

% of Amentum Total Headcount in the U.K.	FY19	FY20	FY21	FY22	FY23	FY24	FY25
Energy, Safety & Risk Consultants (U.K.) Limited	3.5%	3.8%	2.5%	2.0%	1.7%	4.2%	0.74%

FY=fiscal year

Although FY25 emissions are derived from Amentum’s total U.K. FY24 emissions, pro-rated based on a 66% increase in total U.K. headcount between FY24 and FY25, the percentage of total U.K. headcount for ESRC still decreased along with emissions. Relative to the baseline year (FY19), FY25 headcount has decreased by almost 3% which also reflects a huge decrease in emissions of 88%.

Additionally, the increase in headcount between FY23 and FY24 was due to a change in methodology used to collate and apportion emissions to each legal entity. Prior to FY24, ESRC was part of Jacobs CMS business and all U.K. geographical emissions across Jacobs and CMS businesses were combined and apportioned to each legal entity by headcount percentage. Both emissions and headcount contained Jacobs and CMS data. On 30th September 2024 CMS separated from Jacobs and merged with Amentum.

For FY24, all activity data points were appropriately assigned to either Jacobs or CMS to determine U.K. geographical emissions for both. Only CMS’ U.K. geographical emissions were apportioned to CMS legal entities using headcount percentage. Both emissions and headcount contain CMS data only.

Comparatively, CMS has a much bigger vehicle fleet, number of labs and engineering workshops, more sites, more gas intensive sites and more business travel on average than Jacobs, thus, more emissions. Additionally, Jacobs U.K. Limited had the highest headcount percentage which masks the emissions apportioned to the other legal entities prior to FY24.

Commitment to Achieving Net-Zero

Amentum Energy, Safety & Risk Consultants (U.K.) Limited is committed to supporting the U.K. Government target of achieving net-zero emissions by 2040. Our parent company, Amentum Holdings, Inc, has set Science-Based Target initiative (SBTi) approved net-zero targets for our Scope 1, 2 and 3 emissions which cover Amentum Energy, Safety & Risk Consultants (U.K.) Limited. Amentum plans to be net-zero across its value chain by 2040. More information on Amentum’s climate commitments can be found in our Amentum U.K. Sustainability Strategy 2025.

Baseline Emissions Footprint

Baseline emissions are a record of the greenhouse gases (GHGs) previously produced prior to the introduction of emissions reduction strategies. Baseline emissions are the reference point against which emissions reduction is measured.

Baseline Fiscal Year: 2019

Additional details relating to the Baseline Emissions calculations.

These baseline emissions are for FY19 (October 1, 2018, to September 30, 2019), and are specific to Amentum Energy, Safety & Risk Consultants (U.K.) Limited.

Scopes 1 and 2 data are derived from Amentum's global emissions third-party verified to the GHG Protocol Corporate Standard (in July 2021).

Scope 3 emissions categories relevant to Amentum include business travel well-to-wheel¹, employee commuting well-to-wheel, upstream fuel- and energy-related activities not included in Scopes 1 or 2, purchased goods and services and investments. However, in alignment with the Cabinet Office's Technical standard for Completion of Carbon Reduction Plans, Scope 3 emissions include:

- Waste generated in our operations
- Business travel
- Employee commuting

Scope 3 business travel and employee commuting well-to-wheel emissions are derived from Amentum's global emissions third-party verified in July 2021 to the GHG Protocol Corporate Standard. Employee commuting emissions were calculated using the average-data method from the GHG Protocol Corporate Value Chain (Scope 3) Accounting and Reporting Standard which involves estimating emissions based on employee headcounts and average (such as, national) data on commuting patterns².

Our waste generated in operations emissions estimate is presented but deemed immaterial and not third-party verified. The U.K. portion of these emissions (as follows) are based on headcount. The vast majority of our waste generation is in leased office space where property owners control waste contracts, limiting Amentum's ability to influence waste treatment carbon intensity. Contracted waste treatment emissions for operations where we have control are less than 1% of Scope 3 emissions and are included in our Purchased Goods and Services data, and irrelevant to our organisation as a separate category.

Upstream Transportation and Distribution and Downstream Transportation and Distribution Scope 3 sources are irrelevant to Amentum and the professional services sector. As a professional services firm we typically do not provide or sell "products" that rely on purchasing upstream transportation and distribution services nor do we have inbound or outbound or intercompany logistics that would typically be associated with sold products. Emissions from procurement of goods and services related to internal business operations are covered by purchased goods and services – the majority of that are services which do not require upstream transportation and

¹ [Well-to-wheel is a method for evaluating the total energy consumption and greenhouse gas \(GHG\) emissions of a vehicle, covering its entire lifecycle from raw material extraction \(the "well"\) to its final use on the road \(the "wheel"\).](#)

² [Method of travel to work - Office for National Statistics](#)
[Commuting trends in England 1988 - 2015](#)

distribution services. Transportation and distribution of purchased goods for internal business operations are primarily dictated by the supplier, therefore limiting our ability to influence emissions beyond our control on the supplier selection which is already covered by the purchased goods and services category.

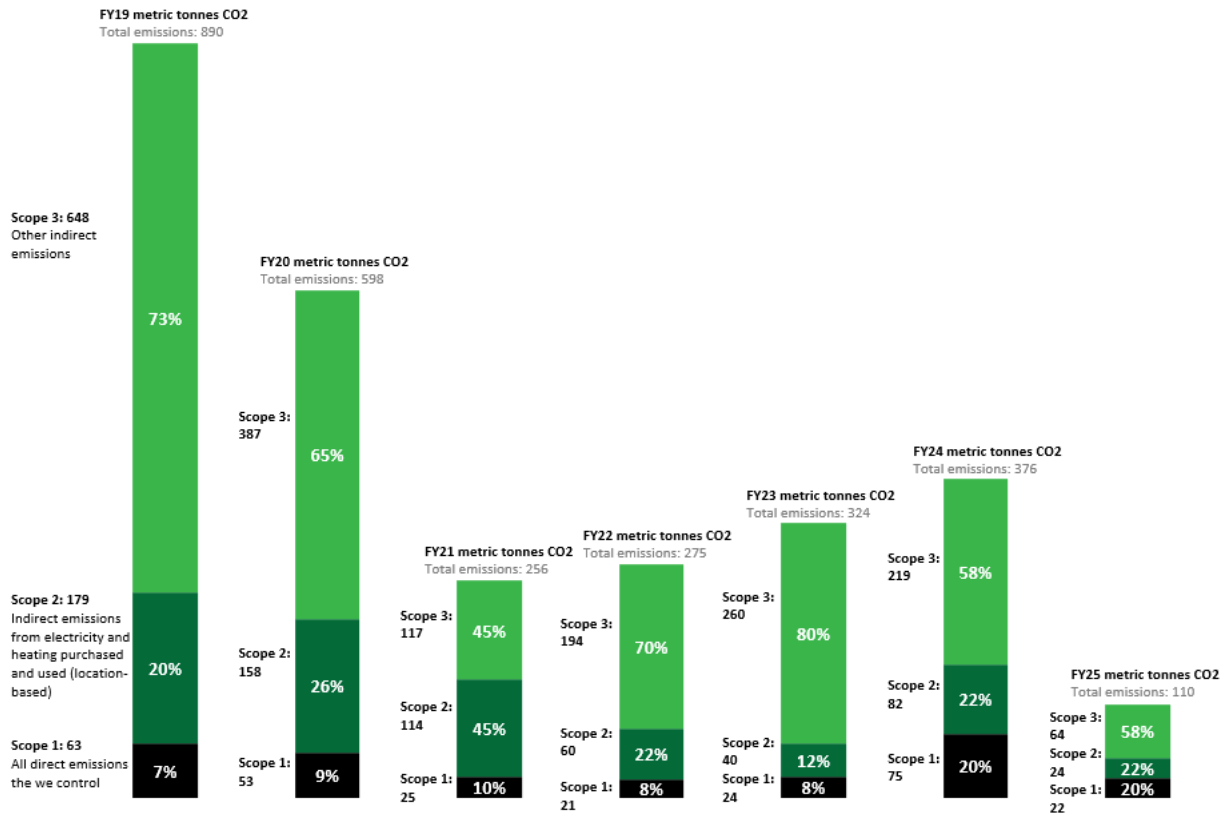
Baseline year emissions: Fiscal Year 2019	
Emissions	TOTAL (tCO2e)
Scope 1	63
Scope 2	179 (location-based) 183 (market-based)
Scope 3 (Included Sources)	Waste: 19 Business Travel: 309 Employee Commuting: 321
Total Emissions	890 (Scope 2 location-based) 894 (Scope 2 market-based)

Current Emissions Reporting

Reporting Year: 2025*	
Emissions	TOTAL (tCO2e)
Scope 1	22
Scope 2	24 (location-based), 26 (market-based)
Scope 3 (Included Sources)	Waste: 0 Business Travel: 44 Employee Commuting: 20
Total Emissions	110 (Scope 2 location-based) 112 (Scope 2 market-based)

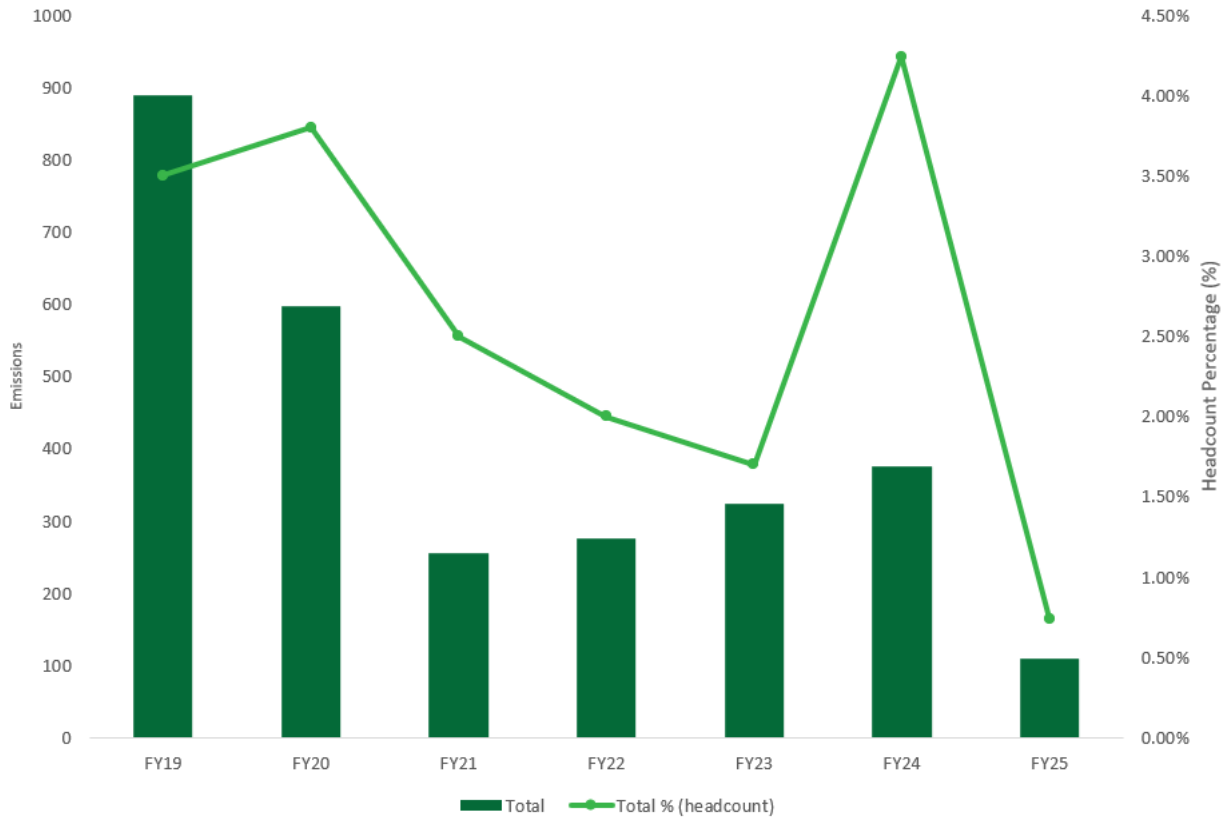
*(October 1, 2024, to September 30, 2025)

Amentum Energy, Safety & Risk Consultants (U.K.) Limited Scope 1 to Scope 3 Emissions Comparison – FY19-FY25 (Scope 2 presented as location based to comply with U.K. Government Reporting Guidance)



*The emissions reported are from the U.K portion of our global inventory data and then pro-rated based on the reporting legal entity’s percent of headcount of our total U.K business.

Amentum Energy, Safety & Risk Consultants (U.K.) Limited Total Emissions Comparison against Total Headcount Percentage – FY19 – FY25.



Emissions Reduction Targets

To continue our progress to achieving net-zero and support corporate Amentum US GHG targets, we adopted the following Amentum U.K. Sustainability Strategy 2025 which covers Amentum Energy, Safety & Risk Consultants (U.K.) Limited.

Amentum U.K. Sustainability Strategy GHG Targets

Amentum has set the following GHG targets as in the Amentum U.K. Sustainability Strategy 2025:

KPI	Proposed KPIs	Tangible Targets
1	Carbon reduction (Scope 1, 2, 3)	Achieve net-zero by 2040
2	Energy, water and waste efficiency	Reduce energy use intensity by 20%, water use by 25%, and divert a minimum of 90% of waste from landfills in our offices by 2030
3	Increase in renewable energy adoption / preparation in client projects	100% of projects assess options for renewable energy integration or energy transition preparation
4	Percentage of projects incorporating whole-life carbon assessment	100% of new infrastructure design projects incorporate whole life carbon assessment
5	Number of designers trained in sustainability best practices	100% of design teams upskilled on Design Sustainability Process by end of 2025
6	Nature-positive achieved across project portfolios	100% of new infrastructure projects assess options for nature-based solutions

7	Increase value of sub-contract work awarded to growing businesses	Achieve 30% of expenditure awarded to SMEs, startups and entrepreneurs
8	Rate of adoption of innovative sustainable solutions	100% of projects over £500k deliver measurable added value through implemented innovations that result in quantifiable environmental, social, economic, or resilience benefits to clients
9	Workforce diversity and inclusion	Achieve 30% women, and 10% minority diversity in leadership roles by 2030
10	Social value delivered (e.g., hours volunteered, local investments)	Contribute 25,000 hours of impactful employee volunteering by 2030
11	Percentage of projects meeting social value targets	100% of relevant projects on track to deliver all social value commitments by contract end date
12	Sustainable supply chain practices	Align U.K. Sustainable Procurement Policy to principles of ISO 20400:2017 by end of FY25
13	Employee engagement score	70% of employees are committed to the company's sustainability efforts
14	Critical review and update to BMS	100% of BMS documents updated to align with sustainability strategy by end of 2025
15	Frequency and outcomes of sustainability audits	Conduct annual audits within each Division on the sustainability BMS processes.
16	Transparency in reporting	Publish an internal annual sustainability report on Sustainability KPIs

Science-Based Targets

Amentum has made the commitment to SBTi and has set SBTi near and long-term approved targets, including:

1. Committing to reduce absolute Scope 1, 2 and 3 GHG emissions 50% by 2030 (or 75% by 2035) from a 2019 base year.
2. Committing to reduce absolute Scope 3 GHG emissions from business travel and employee commuting by 50% by 2030 from a 2019 base year.
3. We commit to reduce absolute Scope 1, 2 and 3 GHG emissions 100% by 2040 from a 2019 base year.

Scope 1 and Scope 2 targets should be aligned with a 1.5°C pathway. This means our emissions reduction targets are consistent with the aim of the Paris Agreement to limit average global warming to 1.5°C by the end of the century compared to pre-industrial temperatures. Our net zero approval letter issued by the Science Based Targets Steering Committee is publicly available. Amentum’s commitment is displayed on the [SBTi's Target Dashboard](#). By committing to set a net-zero target, Amentum has also become a part of Race to Zero, the UN-backed campaign.

Carbon Reduction Projects

The following environment management measures and projects have been completed or implemented since the 2019 baseline.

- Amentum U.K. has maintained our PAS 2080 Carbon Management for Infrastructure and Buildings verification since 2023.

- Amentum U.K. has maintained its UKAS accredited certification to ISO 14001:2015 “Environmental Management System” with current certification issued by LRQA valid until 11/06/27. LRQA undertake six monthly audits and no nonconformities have been raised in the current period of three-year certification.
- Establish baseline emissions for the period October 2018, to September 2019.
- Appoint third party expert advisors for carbon management and sustainability services.

Office Energy

Our direct Scope 1 emissions relate to our vehicle use and energy consumption for those offices where we have direct control. Our Real Estate Operations team is leading our reduction in energy use intensity per office through a mix of strategies, including:

- Improving energy data collection.
- Continuing office energy audits and efficiency measures across our portfolio.
- Ongoing consolidation of real estate portfolio.
- Arranging green leases and other agreements with property owners.

Our indirect Scope 2 emissions comprise our emissions associated with purchased electricity and heating for leased offices. Our commitment to 100% low-carbon energy means that our electricity needs will be supplied globally through a variety of sources. These include, but are not limited to, green tariffs, such as REGO certificates for offices where we pay directly to U.K. energy suppliers.

For the majority of locations across the U.K., Europe and South Africa, we also have an Energy Management System (EnMS) which is certified to ISO 50001:2018. This means we will monitor and measure our energy consumption aiming to reduce our consumption through the implementation of energy objectives.

Supply Chain

Our Supply Chain Management and Procurement teams will:

- Develop a sustainability procurement policy.
- Establish climate action goals for major suppliers.
- Partner with our supply chain to improve Scope 3 data and target reductions.

Carbon Mitigation Measures

Sustainability at Amentum means ensuring long-term business resilience and success while positively contributing towards the economy, society and the environment.

As part of our commitment to maintain carbon neutrality we have procured carbon mitigation measures equivalent to the amount of carbon emitted for our operations and business travel since 2020.

Office Environmental Plans

Our externally certified Environmental Management System (EMS) is integrated in our Health, Safety and Environment Management System (HSEMS) and conforms to ISO 14001:2015. Our EMS includes the U.K. and Ireland and extends into locations in continental Europe.

An Office Environmental Action Plan (OEAP)/ Lab Environmental Action Plan (LEAP) or OEAP Lite is completed by our locations in Europe. These records provide quarterly performance data and address our compliance obligations.

Office Waste Management

Data regarding disposal and treatment of waste generated in our operations are collected from our Facilities on a quarterly basis. This is a mix of primary data – metric tonnes/ kg of waste provided by the waste management company, and secondary data – data estimated through waste estimation tools or average weights. Waste metric reporting by Facilities includes both recycling and landfill figures, however only waste to landfill emissions were reported as part of our Standardised Energy and Carbon Reporting (SECR) submission.

Business Travel

Business travel emissions for hotel stays and well -to -tank and tank -to -well emissions for air travel, rental cars, and personal vehicles, are calculated based on travel data provided by our business travel provider and standard widely accepted emission factors.

Business travel emission reduction measures include:

- Employee engagement around travel reductions and use of less carbon intensive modes.
- Encourage continued use of digital technology to avoid non-essential travel.
- Changing rental car policies to increase electric and hybrid car use.

Employee Commuting

We currently estimate employee commuting using the average-data method from the GHG Protocol Corporate Value Chain (Scope 3) Accounting and Reporting Standard which involves estimating emissions based on employee headcounts and average (such as, national) data on commuting patterns³.

We have implemented more flexible working, balancing working from home with working in facilities or at sites and we are promoting active travel through a cycle to work scheme, local office sustainable travel groups and providing facilities at offices that support walking and cycling to work. We also offer an EV salary sacrifice scheme to encourage low carbon commuting.

Partnering with Other Businesses and Governments

As one of the world's largest solutions companies, our biggest opportunity to affect climate change comes not only from managing our own emissions, but through our influence on the world's largest building, infrastructure and critical mission projects. By partnering with our clients, governments, and other stakeholders, and through our robust innovation processes, we help identify and implement solutions to create a more connected, sustainable world.

We partner and engage in thought leadership with our clients and industry through networking with various organisations. Cross-industry partnerships will help us demonstrate our commitment to mitigating climate change and alignment with their policies. These organisations also provide a platform to share learning and continually improve and influence performance.

Through our accreditation to the Carbon Management for Infrastructure and Buildings Publicly Available Specification (PAS) 2080:2023, we embed decarbonisation across our portfolio of projects and programmes of work, integrating robust Whole Life Cycle carbon management to drive innovation decarbonisation and climate solutions, whilst supporting our client's own decarbonisation and net Zero objectives.

Declaration and Sign Off

This Carbon Reduction Plan has been completed in accordance with PPN 006 and associated guidance and reporting standard for Carbon Reduction Plans.

Emissions have been reported and recorded in accordance with the published reporting standard for Carbon Reduction Plans and the GHG Reporting Protocol Corporate Standard⁴ and uses the appropriate Government emission conversion factors⁵ for corporate GHG company reporting.

Scope 1 and Scope 2 emissions have been reported in accordance with SECR requirements, and the required subset of Scope 3 emissions have been reported in accordance with the published reporting standard for Carbon Reduction Plans and the Corporate Value Chain (Scope 3) Standard⁶.

³ [National Travel Survey - GOV.U.K.](#) Transport Statistics Great Britain: 2021 - GOV.U.K. (www.gov.uk)

⁴ [Corporate Standard | GHG Protocol](#)

⁵ The word 'Government' was not included as it would indicate the exclusive use of DEFRA's GHG conversion factors. For U.K. emissions, DEFRA's GHG conversion factors are principally used but in some specific circumstances, an alternative is used to improve accuracy.

⁶ [Corporate Value Chain \(Scope 3\) Standard | GHG Protocol](#)

PPN 006 Carbon Reduction Plan



This Carbon Reduction Plan has been reviewed and signed off by the Board of Directors (or equivalent management body).

Signed on behalf of the Supplier:

Signed by:
Martin Shaw
F45BDF222809454...

Print Name: Martin Shaw

Job role: Director

Date: 14 May 2026 | 06:31:14 EDT