




PPN 06/21 Carbon Reduction Plan

Amentum Enterprise Asset Solutions Limited

Document no: EEI-ENV-CRP-002

Revision: 0

28 January 2025





PPN 06/21 Carbon Reduction Plan

Document no: EEI-ENV-CRP-002

Revision: 0

Date: 28/01/2025

Prepared by: Harris Ritchie

Filename: PPN-0621-Carbon-Reduction-Plan-Amentum Enterprise Asset Solutions Limited

Document history and status:

Revision	Date	Description	Author	Checked	Reviewed	Approved
0	28/01/2025	Original Issue	H Ritchie	V Walsh	J Prentice	E McGrath

Amentum Enterprise Asset Solutions Limited
29 Bothwell Street
Glasgow, Scotland G2 7HX
United Kingdom
T + 44 (0)141 243 8000
F + 44 (0)141 226 3109
amentum.com

Carbon Reduction Plan

Supplier name: **Amentum Enterprise Asset Solutions Limited**

Publication date: 17/02/2025

This Carbon Reduction Plan for Amentum Enterprise Asset Solutions Limited (formerly Jacobs Field Services Limited), is published to meet the requirements of the United Kingdom (U.K.) Cabinet Office Procurement Policy Note – Taking Account of Carbon Reduction Plans in the Procurement of Major Government Contracts Action Note PPN 06/21.

Amentum Enterprise Asset Solutions Limited is covered by the climate action commitments of our ultimate parent company Amentum Holdings, Inc. (Amentum). Amentum Enterprise Asset Solutions Limited emissions reported throughout this Carbon Reduction Plan are derived from Amentum's total U.K. emissions, apportioned to Amentum Enterprise Asset Solutions Limited based on the percentage of its total U.K. headcount.

% of Amentum Total Revenue in the UK	FY19	FY20	FY21	FY22	FY23
Amentum Enterprise Asset Solutions Limited	6.30%	6.10%	6.30%%	6.80%	7.70%

FY=fiscal year

As the percentage of total U.K. headcount for Amentum Enterprise Asset Solutions Limited has increased between FY19 and FY23, the share of reported FY23 emissions increased relative to the base year (FY19).

Commitment to Achieving Net-Zero

Amentum Enterprise Asset Solutions Limited is committed to supporting the U.K. Government target of achieving net-zero emissions by 2040. Our parent company, Amentum, has set Science-Based Target initiative (SBTi) approved net-zero targets for our Scope 1, 2 and 3 emissions which cover Amentum Enterprise Asset Solutions Limited. Amentum plans to be net-zero across its value chain by 2040. More information on Amentum's climate commitments can be found in our [FY23 Corporate Responsibility and ESG Report](#).

Baseline Emissions Footprint

Baseline emissions are a record of the greenhouse gases (GHGs) previously produced prior to the introduction of emissions reduction strategies. Baseline emissions are the reference point against which emissions reduction is measured.

Baseline Fiscal Year: 2019
Additional details relating to the Baseline Emissions calculations.

These baseline emissions are for FY19 (October 1, 2018, to September 30, 2019), and are specific to Amentum Enterprise Asset Solutions Limited.

Scopes 1 and 2 data are derived from Amentum's global emissions third-party verified to the GHG Protocol Corporate Standard (in July 2021).

Scope 3 emissions categories relevant to Amentum include business travel well-to-wheel, employee commuting well-to-wheel, upstream fuel- and energy-related activities not included in Scopes 1 or 2, purchased goods and services and investments. However, in alignment with the Cabinet Office's Technical standard for Completion of Carbon Reduction Plans, Scope 3 emissions include:

- Waste generated in our operations
- Business travel
- Employee commuting

Scope 3 business travel and employee commuting well-to-wheel emissions are derived from Amentum's global emissions third-party verified in July 2021 to the GHG Protocol Corporate Standard. Employee commuting emissions were calculated using the average-data method from the GHG Protocol Corporate Value Chain (Scope 3) Accounting and Reporting Standard which involves estimating emissions based on employee headcounts and average (such as, national) data on commuting patterns¹.

Our waste generated in operations emissions estimate is presented but deemed immaterial and not third-party verified. The U.K. portion of these emissions (as follows) are based on headcount. The vast majority of our waste generation is in leased office space where property owners control waste contracts, limiting Amentum's ability to influence waste treatment carbon intensity. Contracted waste treatment emissions for operations where we have control are less than 1% of Scope 3 emissions and are included in our Purchased Goods and Services data, and irrelevant to our organisation as a separate category.

Upstream Transportation and Distribution and Downstream Transportation and Distribution Scope 3 sources are irrelevant to Amentum and the professional services sector. As a professional services firm we typically do not provide or sell "products" that rely on purchasing upstream transportation and distribution services nor do we have inbound or outbound or intercompany logistics that would typically be associated with sold products. Emissions from procurement of goods and services related to internal business operations are covered by purchased goods and services – the majority of that are services which do not require upstream transportation and distribution services. Transportation and distribution of purchased goods for internal business operations are primarily dictated by the supplier, therefore limiting our ability to influence emissions beyond our control on the supplier selection which is already covered by the purchased goods and services category.

Baseline year emissions: Fiscal Year 2019

¹ [Method of travel to work - Office for National Statistics](#)
[Commuting trends in England 1988 - 2015](#)

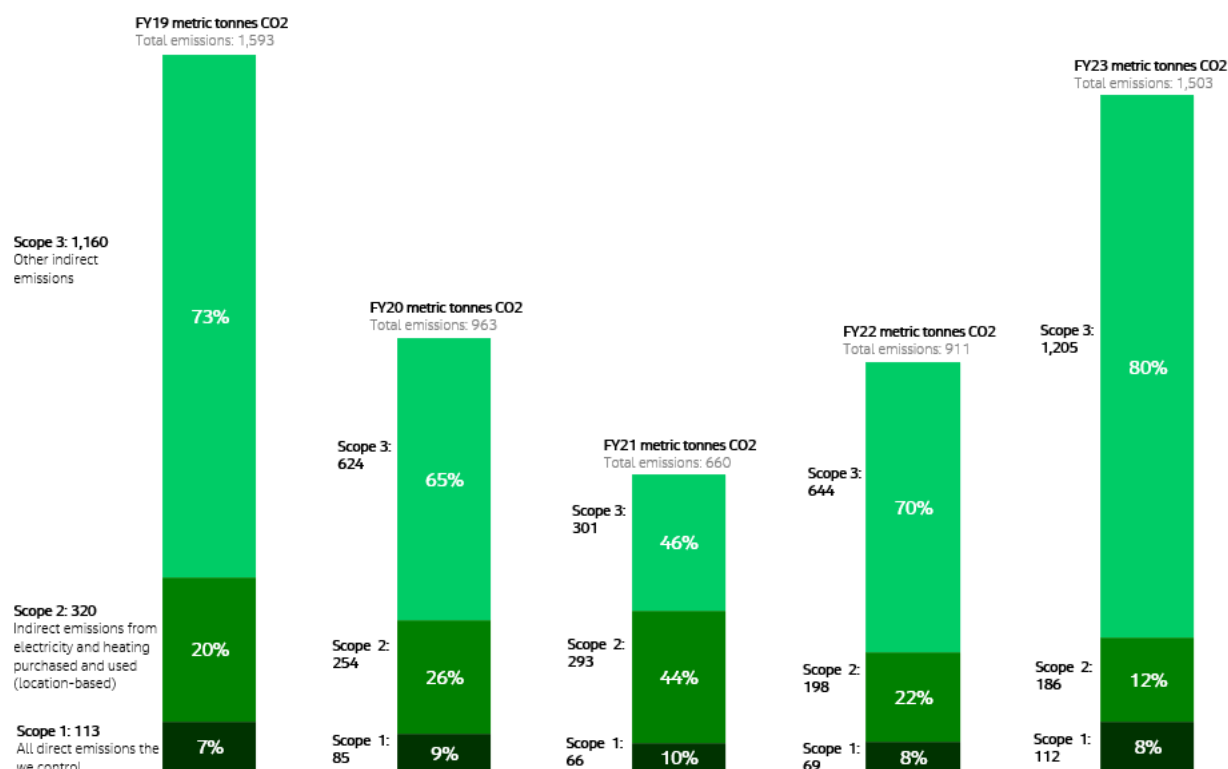
Emissions	TOTAL (tCO₂e)
Scope 1	113
Scope 2	320 (location-based) 328 (market-based)
Scope 3 (Included Sources)	Waste: 33 Business Travel: 553 Employee Commuting: 574
Total Emissions	1593 (Scope 2 location-based) 1601 (Scope 2 market-based)

Current Emissions Reporting

Reporting Year: 2023*	
Emissions	TOTAL (tCO₂e)
Scope 1	112
Scope 2	186 (location-based), 47 (market-based)
Scope 3 (Included Sources)	Waste: 1 Business Travel: 778 Employee Commuting: 427
Total Emissions	1,503 (Scope 2 location-based) 1,364 (Scope 2 market-based)

*(October 1, 2022 to September 30, 2023)

Amentum Enterprise Asset Solutions Limited Scope 1 to Scope 3 Emissions Comparison – FY19-FY23 (*Scope 2 presented as location based to comply with UK Government Reporting Guidance*)



*The emissions reported are from the U.K portion of our global inventory data (which has been third-party verified) and then pro-rated based on the reporting legal entity's percent of headcount of our total U.K business.

Emissions Reduction Targets

To continue our progress to achieving net-zero and support corporate Amentum US GHG targets, we adopted the following Amentum UK Sustainability Strategy ([FY23 Corporate Responsibility and ESG Report](#)) which covers Amentum Enterprise Asset Solutions Limited.

Amentum UK Sustainability Strategy GHG Targets

Amentum has set the following GHG targets as outlined in the Amentum UK Sustainability Strategy ([FY23 Corporate Responsibility and ESG Report](#)):

- 2027
 - 25% zero-emissions vehicle acquisition
 - Reduce GHG emissions by 25% (scope 1, 2 & 3)
- 2030
 - 50% zero-emissions vehicle acquisition
 - 100% carbon pollution free electricity
 - Reduce GHG emissions by 50% (scope 1, 2 & 3)
- 2035
 - 100% zero-emissions vehicle acquisition
 - Reduce GHG emissions by 75% (scope 1, 2 & 3)
- 2040
 - Net Zero carbon emissions

Since FY19, Amentum has reduced its global carbon footprint by 50% and has maintained carbon neutrality since 2020. This is in-line with PAS 2060: 2014 specifications to demonstrate carbon neutrality. For the Amentums UK operations this was achieved in FY22 by reducing carbon in operations and then neutralizing the remaining carbon impact by purchasing Renewable Energy Guarantee of Origin (REGO) certificates and carbon offsets.

Science-Based Targets

Amentum has made the commitment to SBTi and will be setting STBi near and long-term approved targets, including:

1. Committing to reduce absolute Scope 1, 2 and 3 GHG emissions 50% by 2030 (or 75% by 2035) from a 2019 base year.
2. Committing to reduce absolute Scope 3 GHG emissions from business travel and employee commuting by 50% by 2030 from a 2019 base year.
3. We commit to reduce absolute Scope 1, 2 and 3 GHG emissions 100% by 2040 from a 2019 base year.

Scope 1 and Scope 2 targets should be aligned with a 1.5°C pathway. This means our emissions reduction targets are consistent with the aim of the Paris Agreement to limit average global warming to 1.5°C by the end of the century compared to pre-industrial temperatures. Our net zero approval letter issued by the Science Based Targets Steering Committee will be publicly available.

Carbon Reduction Projects

The following environment management measures and projects have been completed or implemented since the 2019 baseline. The carbon emission reduction achieved by these schemes equate to 90 tCO₂e, a 6%ge reduction against the 2019 baseline and the measures will be in effect when performing the contract.

- Amentum (UK) Ltd has maintained its UKAS accredited certification to ISO 14001:2015 “Environmental Management System” with current certification issued by LRQA valid until 07/02/26. LRQA undertake six monthly audits and no nonconformities have been raised in the current period of three-year certification.
- Establish baseline emissions for the period October 2018, to September 2019.
- Appoint third party expert advisors for carbon management and sustainability services.
- Delivered all-company presentations on the principle of “Earth Overshoot Day” and global sustainability challenge.

Office Energy

Our direct Scope 1 emissions relate to our vehicle use and energy consumption for those offices where we have direct control. Our Real Estate Operations team is leading our reduction in energy use intensity per office through a mix of strategies, including:

- Improving energy data collection.
- Continuing office energy audits and efficiency measures across our portfolio.
- Ongoing consolidation of real estate portfolio.
- Arranging green leases and other agreements with property owners.

Our indirect Scope 2 emissions comprise our emissions associated with purchased electricity and heating for leased offices. Our commitment to 100% low-carbon energy means that our electricity needs will be supplied globally through a variety of sources. These include, but are not limited to, green tariffs, such as REGO certificates for offices where we pay directly to U.K. energy suppliers.

Supply Chain

Our Supply Chain Management and Procurement teams will:

- Develop a sustainability procurement policy.
- Establish climate action goals for major suppliers.
- Partner with our supply chain to improve Scope 3 data and target reductions.

Further information regarding our supply chain engagement can be found in our latest CDP response, however, in 2023 this was private and unscored. All future reports will be publicly available and scored.

Carbon Mitigation Measures

Sustainability at Amentum means ensuring long-term business resilience and success while positively contributing towards the economy, society and the environment.

As part of our commitment to maintain carbon neutrality we have procured carbon mitigation measures equivalent to the amount of carbon emitted for our operations and business travel since 2020.

Office Environmental Plans

Our externally certified Environmental Management System (EMS) is integrated in our Health, Safety and Environment Management System (HSEMS) and conforms to ISO 14001:2015. Our EMS includes the U.K. and Ireland and extends into locations in continental Europe.

An Office Environmental Action Plan (OEAP)/ Lab Environmental Action Plan (LEAP) or OEAP Lite is completed by our locations in Europe. These records provide quarterly performance data and address our compliance obligations.

Office Waste Management

Data regarding disposal and treatment of waste generated in our operations are collected from our Facilities on a quarterly basis. These data are a mix of primary data – metric tonnes/ kg of waste provided by the waste management company, and secondary data – data estimated through waste estimation tools or average weights. Waste metric reporting by Facilities includes both recycling and landfill figures, however only waste to landfill emissions were reported as part of our Standardised Energy and Carbon Reporting (SECR) submission.

Business Travel

Business travel emissions for hotel stays and well -to -tank and tank -to -well emissions for air travel, rental cars, and personal vehicles, are calculated based on travel data provided by our business travel provider and standard widely accepted emission factors.

Business travel emission reduction measures include:

- Employee engagement around travel reductions and use of less carbon intensive modes.
- Encourage continued use of digital technology to avoid non-essential travel.
- Changing rental car policies to increase electric and hybrid car use.

Employee Commuting

We currently estimate employee commuting using the average-data method from the GHG Protocol Corporate Value Chain (Scope 3) Accounting and Reporting Standard which involves estimating emissions based on employee headcounts and average (such as, national) data on commuting patterns².

We are looking at how to more accurately estimate GHG emissions associated with our employees' commuting through gathering voluntary data directly from employees. We are looking at more flexible working, balancing working from home with working in offices or at sites and we are promoting active travel through local office sustainable travel groups and providing facilities at offices that support walking and cycling to work.

Partnering with Other Businesses and Governments

As one of the world's largest solutions companies, our biggest opportunity to affect climate change comes not from managing our own emissions, but through our influence on the world's largest as one of the world's largest solutions companies, our biggest opportunity to affect climate change comes not from managing our own emissions, but through our influence on the world's largest infrastructure and critical mission projects and as an industry leader. By partnering with our clients, governments, and other stakeholders, and through our robust innovation process, we help identify and implement solutions to create a more connected, sustainable world.

We partner and engage in thought leadership with our clients and industry through networking with various organisations. Cross-industry partnerships will help us demonstrate our commitment to mitigating climate change and alignment with their policies. These organisations also provide a platform to share learning and continually improve and influence performance.

² [National Travel Survey - GOV.UK](https://www.gov.uk/national-travel-survey) Transport Statistics Great Britain: 2021 - GOV.UK (www.gov.uk)

Declaration and Sign Off


This Carbon Reduction Plan has been completed in accordance with PPN 06/21 and associated guidance and reporting standard for Carbon Reduction Plans.

Emissions have been reported and recorded in accordance with the published reporting standard for Carbon Reduction Plans and the GHG Reporting Protocol Corporate Standard³ and uses the appropriate emission conversion factors⁴ for corporate GHG reporting.

Scope 1 and Scope 2 emissions have been reported in accordance with SECR requirements, and the required subset of Scope 3 emissions have been reported in accordance with the published reporting standard for Carbon Reduction Plans and the Corporate Value Chain (Scope 3) Standard⁵.

This Carbon Reduction Plan has been reviewed and signed off by the Board of Directors (or equivalent management body).

Signed on behalf of the Supplier:

Signed by:

AA106B2D8445496...

Print Name: Iliriana Andrews

Job role: Vice President, Enterprise Asset Solutions

Date: 14 February 2025

³ [Corporate Standard | GHG Protocol](#)

⁴ The word 'Government' was not included as it would indicate the exclusive use of DEFRA's GHG conversion factors. For UK emissions, DEFRA's GHG conversion factors are principally used but in some specific circumstances, an alternative is used to improve accuracy.

⁵ [Corporate Value Chain \(Scope 3\) Standard | GHG Protocol](#)